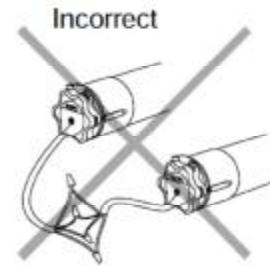
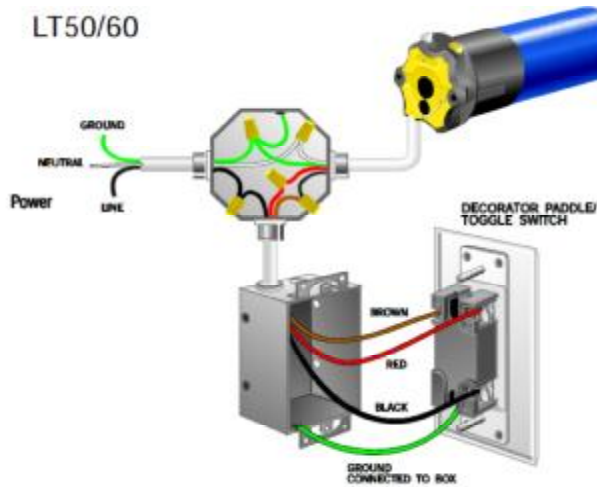




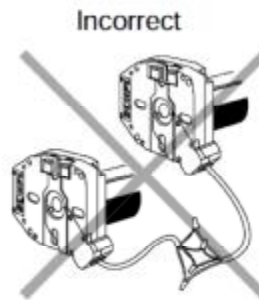
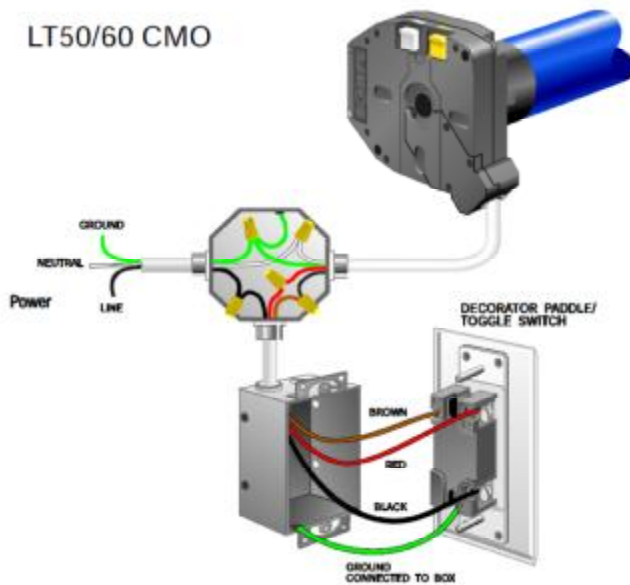
Operator Wiring Instructions

LT50/60



WARNING:
Do not wire two or more LT operators to one single pole switch. This will cause the motors to malfunction.

LT50/60 CMO

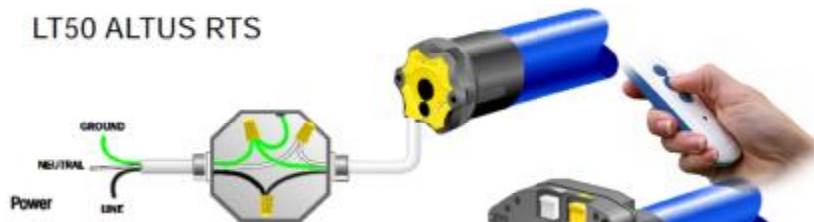


LT MOTOR WIRING COLOR CODE

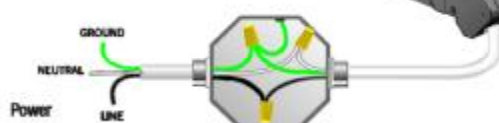
120V AC	CODE
BLACK	WHITE PUSH-BUTTON
RED	YELLOW PUSH-BUTTON
WHITE	(C) COMMON
GREEN	(G) GROUND

Note: Only RTS and ILT motors can be wired in parallel.

LT50 ALTUS RTS



LT50 RTS CMO



LT50 ALTUS RTS AND LT50 RTS CMO MOTOR WIRING COLOR CODE

120V AC	CODE
BLACK	(H) HOT
WHITE	(N) NEUTRAL
GREEN	(G) GROUND